



**All-Weather**  
**Windows • Doors • Siding**

*Energy Savings Under One Umbrella*

# ***All-Weather's Guide to Replacing Any Exterior Door in Your Home***



# Replacing Your Storm Door

Storm doors are commonly installed in front of front and back entry doors to protect them from the elements, and to allow you to enjoy the natural light and breeze that you get when your door is open, without letting bugs and debris enter your home. So how do you go about picking the right storm door replacement?

- **Frame:** Pick your frame & decide between screen or glass panels, or a model that has interchangeable panels.
- **Glass Type:** You can also choose between different types of glass, like regular builder's grade, or Low-e energy efficient glass.
- **The Bottom:** Pick a rubber or broom sweep at the bottom to help keep debris out of your home.



## Andersen/Emco Screen Door Closer Kit



- **Color Choice:** Pick a color for your storm door frame.



- **Hardware:** Pick the type of door handle and finish that will mesh well with your entry door behind it.

## Don't Overlook:

Decide if you want a closer or a doorstop. They prevent a door from opening too fast or too far, and make sure it closes firmly.

# Replacing Your Front Entry Door




Your front door is actually a great place to make an investment in your Kansas City home. An eye-catching entry door will enhance your home's perceived value by as much as three times according to a National Home Valuation Study. But, your front entry door is more than pure aesthetics. It also protects your home from the elements and provides safety. Make sure to keep this in mind when you are deciding what type of replacement door to install.

- **Pick a material:** Choose from wood, fiberglass, or steel doors & frames.




- **Decide on finishes and colors:** Do you want to keep the look of natural wood, or do you want it painted a bright color so that it pops?



- **Pick performance features:** Depending on the specific needs of your home, decide which features are most important to you. If you like the look of glass in your doors, do you want to install a model with Low-E glass for better energy efficiency? Or do you normally feel a breeze near your door? Try installing a fiberglass door that stops wind and cold in its tracks.
- **Pick doorframe and trim:** While the door itself is important, so is the frame and trim that accompany it. Do you want it to match your door perfectly, or are you more concerned with security? Doorframes and trims come in the same material and color options as doors.
- **Pick glass and extras:** If you like the look of glass, decide if you want some or all of the door panels to be glass. Another way to add glass is to install sidelights or a transom.
- **Decide on lock type:** Also, make sure you install a lock that will fit your lifestyle and home. If you are concerned with security, make sure to install a deadbolt above the door handle.

# Replacing Your Patio Doors

If you are lucky enough to have an outdoor living area, the right patio door can enhance its beauty, as well as bring the beauty of the outdoors into your home. But the type of patio door you choose to install depends entirely on how you prefer to enjoy your outdoor living space.



- **Choose your door style:** The three main types of patio doors are french, hinged, and sliding. French doors hinge at the outside ends, and open from the center. Hinged doors open from one side and are hinged on the other. Sliding doors don't hinge at all, and instead, slide to one side. This is great if you have less space to work with.

- **Decide on materials:** Pick from an array of wood patio door options, and then also decide how much glass you prefer, and what type of glass. Again, you can use standard glass, or more energy efficient glass, Low-E glass.



**Classic-Craft  
Oak**



**Classic-Craft  
Canvas**



**Fiber-Classic  
Mahogany**

- **Pick the right hardware:** Lastly, decide on the type of door handle you want, and its finish. Also, think about adding glass sidelights for a truly customized look.

ALBANY



ANVERS®



COVINGTON®



ENCINO®





# Replacing Your Security Doors

When it comes to protecting your home and your family, your exterior doors are like the gates to your castle. They should protect what's inside from strangers and possible intruders. So make sure you cover all of your bases before you decide on the right security door for your home.

- **Pick a material:** We usually work with mostly welded steel security doors, due to their ultimate strength and performance.
- **Choose the type of frame:** When it comes to security doors, the frame is just as important. Regular doorframes, especially wood, can be kicked in more easily, creating a greater threat. Steel doorframes will stay put, and prove difficult for intruders trying to make their way into your home.
- **Decide on a lock system:** This is another important aspect to a security door. You're going to want a door with more than just a knob lock that can be picked. A deadbolt will ensure that the door doesn't budge.



Shootbolt  
Version

Tongue  
Version

- **Security doesn't mean you have to settle when it comes to aesthetics:** Just because these doors are heavy duty doesn't mean they have to be cold and ugly. Choose from an array of decorative panels to beautify your strong security door.



Arden



Wellesley



Concorde



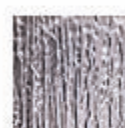
Kensington



Chord



Chinchilla



Rainglass



Granite



**All-Weather**  
**Windows • Doors • Siding**

*Energy Savings Under One Umbrella*

## ***Invest in Your Home with Replacement Doors***

We know that your home, and everything residing inside is of utmost importance to you. That's why installing a replacement door for any of your exterior doors is a great investment. We hope that this guide has helped you figure out exactly what you need from your exterior doors, and exactly what you want. Here are a few other resources to help you make a more informed decision on what type of replacement doors to install in your home:

- [\*\*A front Door Safety Feature So Good, It Changed Building Codes In Kansas City\*\*](#)
- [\*\*3 Fast Fixes for Drafty Doors\*\*](#)
- [\*\*3 Styles of Patio Doors to Incorporate Into Your Home\*\*](#)